

COLLINS CREATIONS 3D



Heritage

Order Form



"Let's see what we can do for you"

How To Get In Touch...

cameron@collinscreations3d.com

07731 817 932

www.collinscreations3d.com



UNIT 2, ESAM, CARLUDDON TECHNOLOGY PARK, ST. AUSTELL, CORNWALL, PL26 8WE

HERITAGE

HELLO CREATOR!

From all of us at CC3D we just want to say thank you for picking up this form or any others to help guide you towards your ideal product or service.

This **ORDER FORM** specific to your industry or personal interest (*Heritage, Archeology, Paleontology, Historical Archiving*) can be used to help communicate your ideas and concepts into real-world 3D models or digital content, that you can present to both your clients and consumers alike.

HOW TO PLACE AND ORDER WITH US

Once the form has been completed, as accurately and correctly as possible it can be returned to us either:

- *By Hand*
- *Scanned/completed here and then send via email*
 - *By Post*
- *Of course you can also complete the form digitally via our website.*

WHAT WE CAN OFFER YOU HERE


At CC3D we can provide you not only with a custom designed and presented 3D model of your requested project but with a range of personalized display options to further enhance the message you want to convey to your own clients, consumers or general passers by. This includes:

- *A range of 3D printable colours and materials.*
- *Custom sized bases to support 3D printed models along with personalized text options.*
 - *Base size matching Acrylic protective and aesthetic covers.*
- *All of these options are addressed in the following with plenty of space for additional notes to be made where you see fit.*

We hope you enjoy working with us... Lets Get Started !



HOW WE WORK WITH YOU...



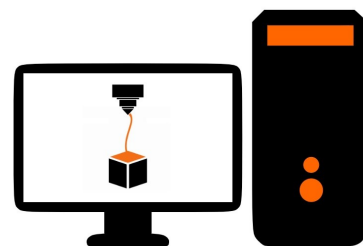
Upload Your Designs

Send us your concepts and designs that you want us to help you develop or manufacture. We accept STL, OBJ, STEP, RSDOC file types.



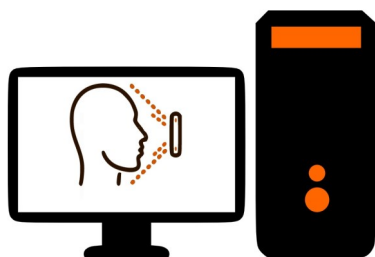
3D Scanning Appointment

We can scan you, your friends, objects of significant importance or use third party LIDAR or Photogrammetry data to achieve your goals.




Pre-Printing Processing

Sometimes we have to modify, adapt and optimize CAD files sent to us before printing. This ensures we get the best results to you.




Post-Scanning Processing

The data we collect with 3D scanning commonly contain artifacts that have to be edited out, manipulated, fixed and transformed into useable digital content.



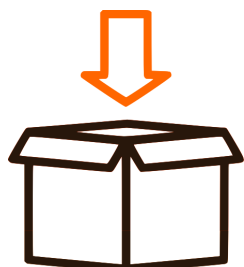
3D Printing

Our suite of FDM 3D printers at our Hub are capable of printing complex designs up to 500mm x 500mm x 500mm, in a range of materials and colours.



Post-Printing Processing

We offer a range of surface finishing options including spray painting and gloss, all to enhance the end result to improve aesthetics or even practical intent.



Packing

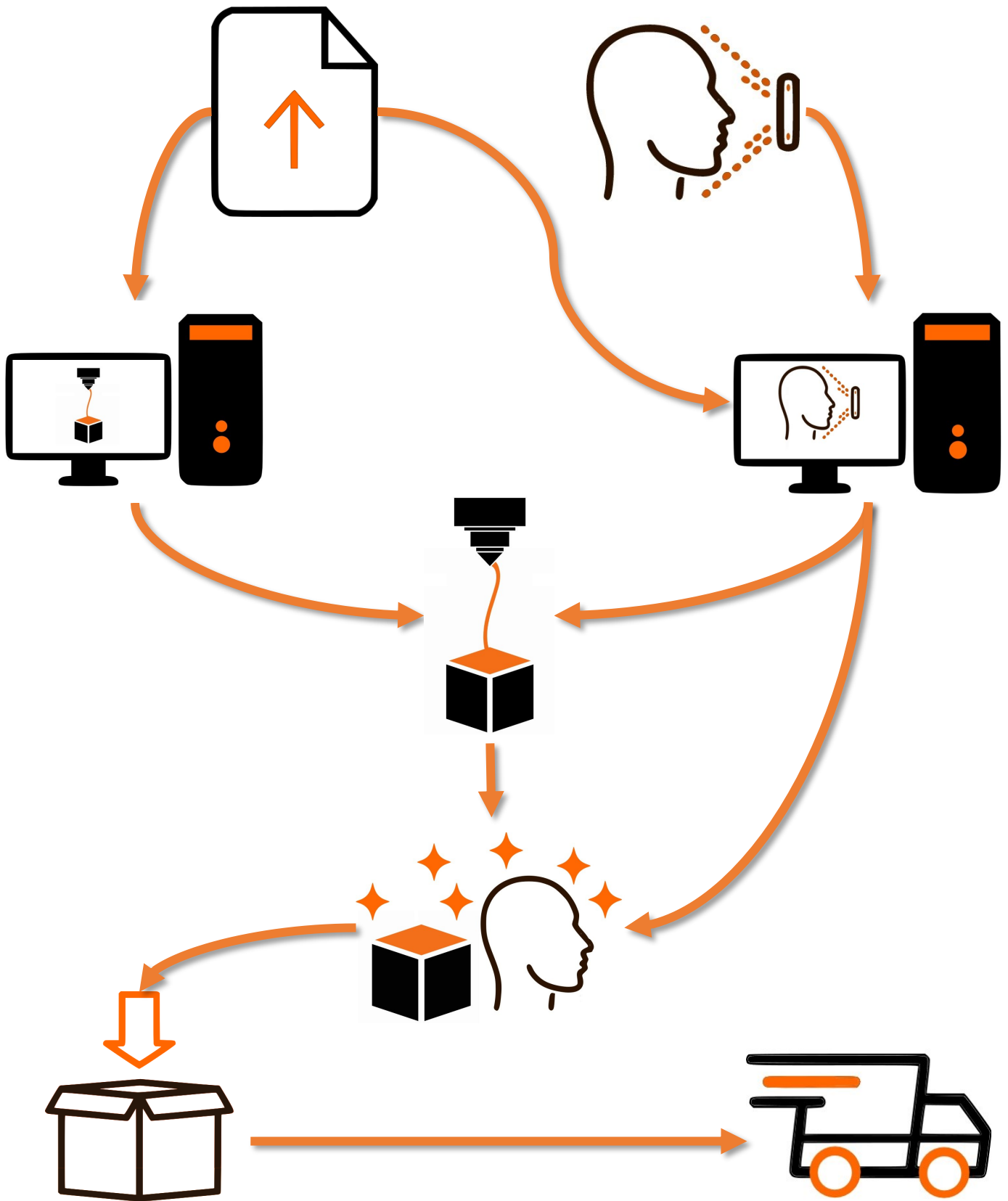
We carefully pack all your products and optional extras carefully and securely; big or small we consider each client as important as our last.



Postage and Delivery

Getting your products to you on time and in one piece is essential, so we provide a range of delivery methods to ensure this happens correctly and on time.

HOW WE WORK WITH YOU...





YOUR DETAILS

Name:

Business Name *(If applicable)*:

Industry *(If applicable)*:

Email:

Telephone:

Address:

Please fill out the following Order Form with your particular industrial or business interests at mind to help us create your ideal product. Tick or circle bullet points.

BUT BEFORE WE GET STARTED....

How would you prefer to send Point-Cloud or 3D CAD data sets from LIDAR or Photogrammetry scans?

(Please Tick or Circle your preferred method below)

- ◇ **Email**
- ◇ **Via www.collinscreations3d.com with its online form and file uploader**
- ◇ **With a hard copy USB or SD card version**



MANUFACTURING OPTIONS

Product Requirements (Circle what you need):

What do you want your project to be and how it shall be formatted?

- ◇ Digital Content (Alone)
- ◇ 3D Printed Prototypes/Products (Alone)
- ◇ BOTH Digital and 3D Printed Content (Together)
- ◇ Other (Please describe): _____



Model Size / Scale Requirements:

Please give us a description of your project's dimensions as accurate possible.

- ◇ Width (x): _____ mm
- ◇ Length (y): _____ mm
- ◇ Height (z): _____ mm
- ◇ OR Scale Factor: (1 : _____).
- ◇ Does the Project(s) require multiple Sizes / Scaling Factors? (Please Describe here): _____



Number or Models / Duplicates Required:

How many Do you need?

- ◇ Select a Number (Object 1): _____
- ◇ Select a Number (Object 2): _____
- ◇ Select a Number (Object 3): _____
- ◇ More? (Please describe here): _____





MANUFACTURING OPTIONS

Product / Prototype Material Requirements (Circle what you need or describe below):

What kind of properties does your project need, what environment is it going to reside in, does it require dynamic parts for motion, shock or wear resistance, amongst many other variables?

- ◇ **PLA** (Alone)
- ◇ **TPU- Flexible Filament** (Alone)
- ◇ **ABS** (Alone)
- ◇ **OR** do you require a combination of the above (Please describe): _____



ADDITIONAL NOTES





MANUFACTURING OPTIONS

Colour(s) of Model (Circle your choice):

Select from a growing range of colours...

- White Black Grey Gold Silver
- Red Orange Blue Green Purple
- Pink Translucent Photoluminescent Green
- Rainbow

Specific requests (Please List Here): _____



Colour Variation Options (Circle examples below):

Mix and Match different colours from our swatch between separate features or parts to accomplish greater ranges of aesthetic or descriptive potential.

- Floors Rooms Cross-Sections Altitude
- Landscape Topography Monument Flood Plain
- Primary /Focal Object Building None

Other (Please Describe): _____



Applied Finishes:

Glossy surface (Circle your choice): Yes / No

Painted surface (Circle your choice): Yes / No

(Please describe in detail): _____



MODEL PRESENTATION OPTIONS


Bespoke Presentation Base:

- ◇ 150mm x 150mm (*Standard*)
- ◇ 300mm x 300mm (*Standard*)
- ◇ Custom size (*Please describe below*):

Length (mm) : _____

Width (mm) : _____

Other: _____



Custom Base Label/Text:

- ◇ 150mm x 150mm Base (*12 Maximum Characters*)

Enter Text here : _____

- ◇ 300mm x 300mm Base (*28 Maximum Characters*)

Enter Text here : _____

- ◇ Custom Base (*No Maximum Character Limit*)

Enter Text here : _____




Perspex Top Cover:

Yes / No

Height of Top Cover Required:

- ◇ 150mm (*Regular*)
- ◇ 300mm (*Large*)
- ◇ Custom Height (mm): _____



COLLINS CREATIONS 3D



We hope you have found filling out this **CUSTOMER ORDER FORM** suitable for your needs and a logical step towards receiving your digital or 3D printed products.

If you have, excellent! We will continue to follow up with your order once reviewing this form in person.

... If however you have had any issues understanding this or any other **ORDER FORMS** then **PLEASE** contact us using any of the contact links below, where we shall certainly be able to help you towards getting the products you need as quickly as possible.

Thank you very much for picking up this **ORDER FORM** for your particular industry or personal needs and for the time spent accurately and successfully filling it out. We will notify you upon received the order and will produce a quote before proceeding further.

If you have already received a quote and agreed the terms, then we shall begin manufacturing your project once we receive your digital designs, CAD files or Scanned data sets. We hope you have a great day!

A handwritten signature in orange ink, appearing to read 'Cameron Collins', is centered on the page.

Cameron Collins, Founder and CEO of Collins Creations 3D Ltd.

How To Get In Touch...

cameron@collinscreations3d.com

07731 817 932

www.collinscreations3d.com



UNIT 2, ESAM, CARLUDDON TECHNOLOGY PARK, ST. AUSTELL, CORNWALL, PL26 8WE

@Collins Creations 3D Ltd. Reg. 11587585